

TRANSPORTATION IMPROVEMENT PROGRAM

Fiscal Years 2026-2030

Adoption Date: June 5, 2025
 Revision 1 (Amendment): September 4, 2025
 Revision 2 (Modification): September 16, 2025
 Revision 3 (Modification): November 6, 2025

Revision 4 (Amendment): June 4, 2026

Hernando/Citrus Metropolitan Planning Organization
 789 Providence Boulevard, Brooksville, Florida 34601



TRANSPORTATION IMPROVEMENT PROGRAM FISCAL YEARS 2026 - 2030 JULY 1, 2025 – JUNE 30, 2030

Adoption Date: June 5, 2025

Revision 1 (Amendment) – September 4, 2025

Revision 2 (Modification) – September 16, 2025

Revision 3 (Modification) – November 6, 2025

Revision 4 (Amendment) – June 4, 2026

Hernando/Citrus Metropolitan Planning Organization

**APPENDIX A
INDEX OF TIP AMENDMENTS AND MODIFICATIONS POST ADOPTION**

**TIP FY 2026-FY 2030
HERNANDO/CITRUS MPO**

DATE	REVISION #	CHANGE TYPE	EXPLANATION OF THE CHANGE
9/4/2025	1	Annual Roll-Forward Amendment	Annual roll-forward amendment to the adopted FY2026-FY2030 Transportation Improvement Program (TIP) for funding that was not committed in the previous fiscal year (FY2025) and have automatically rolled into FY2026 of the FDOT Work Program. This amendment ensures that year one of the TIP, adopted by the MPO Board on June 5, 2025, effective October 1, 2025, matches year one of the FDOT Work Program. Edited pages: Cover Page, Page 3, and Appendix A.
9/16/2025	2	Modification	Add Appendix K containing the Eastern Federal Lands document that was provided by FHWA to add \$1,655,000 in construction in FY2025. Edited pages: Cover Page, Page 3 & 10, Appendix A, Appendix A-Page 8, and added Appendix K.
11/6/2025	3	Modification	FDOT provided additional funding of \$20,172 PL (Transportation Planning) funds for FY26. This modification is pursuant to the Public Participation Plan (PPP) as updated 5-1-25. Modified pages: Cover, Page 3, Appendix A, and Appendix E Pages 27, 39-43
6/4/2026	4	Amendment	FDOT requested the addition of projects #408715-2 FTA Section 5307-Capital-Formula for Hernando County, #402628-6 FTA Section 5307-Capital-Formula for Citrus County, #458249-1 FTA Section 5339-Capital for Citrus County, and #458346-1 FTA Section 5339-Capital for Hernando County. Amended pages: Cover, Page 3, Appendix A, and Appendix E pages 35-43

FLP: TRANSIT

Item Number: 402628 1 **Project Description:** FTA SECTION 5311 OPERATING
District: 07 **County:** CITRUS **Type of Work:** CAPITAL FOR FIXED ROUTE **Project Length:** 0.000
Extra Description: CITRUS COUNTY BOCC
L RTP 2050 Reference: L RTP Goal, Objectives 1,3,6,7; (Pages 2-3, 2-4)

Phase / Responsible Agency	<2026	2026	2027	2028	2029	2030	>2030	All Years
OPERATIONS / MANAGED BY BOARD CO COMMISSNRS CITRUS CO								
Fund Code: DDR-DISTRICT DEDICATED REVENUE	\$ 31,314							\$ 31,314
DU-STATE PRIMARY/FEDERAL REIMB	\$ 5,303,828	\$ 119,301	\$ 119,301	\$ 119,301	\$ 119,301	\$ 119,301		\$ 5,900,333
LF-LOCAL FUNDS	\$ 5,429,078	\$ 119,301	\$ 119,301	\$ 119,301	\$ 119,301	\$ 119,301		\$ 6,025,583
Phase: OPERATIONS Totals	\$ 10,764,220	\$ 238,602	\$ 238,602	\$ 238,602	\$ 238,602	\$ 238,602		\$ 11,957,230
Item: 402628 1 Totals	\$ 10,764,220	\$ 238,602	\$ 238,602	\$ 238,602	\$ 238,602	\$ 238,602		\$ 11,957,230

Item Number: 402628 2 **Project Description:** FTA SECTION 5311
District: 07 **County:** CITRUS **Type of Work:** OPERATING/ADMIN. ASSISTANCE **Project Length:** 0.000
Extra Description: CITRUS COUNTY BOCC - FTA SECTION 5311
L RTP 2050 Reference: L RTP Goal, Objectives 1,3,6,7; (Pages 2-3, 2-4)

Phase / Responsible Agency	Fiscal Year							All Years
	<2026	2026	2027	2028	2029	2030	>2030	
OPERATIONS / MANAGED BY BOARD CO COMMISSNRS CITRUS CO								
Fund Code: DU-STATE PRIMARY/FEDERAL REIMB	\$ 602,296	\$ 58,218	\$ 128,471	\$ 128,471	\$ 128,471	\$ 128,471		\$ 1,174,398
LF-LOCAL FUNDS	\$ 602,296	\$ 58,218	\$ 128,471	\$ 128,471	\$ 128,471	\$ 128,471		\$ 1,174,398
Phase: OPERATIONS Totals	\$ 1,204,592	\$ 116,436	\$ 256,942	\$ 256,942	\$ 256,942	\$ 256,942		\$ 2,348,796

CAPITAL / MANAGED BY BOARD CO COMMISSNRS CITRUS CO								
Fund Code: DU-STATE PRIMARY/FEDERAL REIMB	\$ 3,631,468							\$ 3,631,468
LF-LOCAL FUNDS	\$ 596,494							\$ 596,494
Phase: CAPITAL Totals	\$ 4,227,962							\$ 4,227,962
Item: 402628 2 Totals	\$ 5,432,554	\$ 116,436	\$ 256,942	\$ 256,942	\$ 256,942	\$ 256,942		\$ 6,576,758

Item Number: 402628 4 **Project Description:** CITRUS COUNTY BOCC - FTA SECTION 5307
District: 07 **County:** CITRUS **Type of Work:** OPERATING/ADMIN. ASSISTANCE **Project Length:** 0.000
Extra Description: SMALL URBANIZED AREA GOVERNOR'S APPORTIONMENT
L RTP 2050 Reference: L RTP Goal, Objectives 1,3,6,7; (Pages 2-3, 2-4)

Phase / Responsible Agency	Fiscal Year							All Years
	<2026	2026	2027	2028	2029	2030	>2030	
OPERATIONS / MANAGED BY CITRUS COUNTY TRANSIT								
Fund Code: FTA-FEDERAL TRANSIT ADMINISTRATION	\$ 3,750,000	\$ 1,250,000	\$ 1,250,000	\$ 1,250,000	\$ 1,250,000			\$ 8,750,000
LF-LOCAL FUNDS	\$ 1,050,000	\$ 350,000	\$ 350,000	\$ 350,000	\$ 350,000			\$ 2,450,000
Phase: OPERATIONS Totals	\$ 4,800,000	\$ 1,600,000	\$ 1,600,000	\$ 1,600,000	\$ 1,600,000			\$ 11,200,000

CAPITAL / MANAGED BY CITRUS COUNTY TRANSIT								
Fund Code: FTA-FEDERAL TRANSIT ADMINISTRATION	\$ 6,145,165							\$ 6,145,165
LF-LOCAL FUNDS	\$ 6,145,165							\$ 6,145,165
Phase: CAPITAL Totals	\$ 12,290,330							\$ 12,290,330
Item: 402628 4 Totals	\$ 17,090,330	\$ 1,600,000	\$ 1,600,000	\$ 1,600,000	\$ 1,600,000			\$ 23,490,330

FLP: TRANSIT

Item Number: 402628 6 **Project Description:** CITRUS COUNTY BOCC - FTA SECTION 5307 - CAPITAL - FORMULA
District: 07 **County:** CITRUS **Type of Work:** CAPITAL PROJECT **Project Length:** 0.000

L RTP 2050 Reference: **L RTP Goal, Objectives 1,3,6,7; (Pages 2-3, 2-4)**

Phase / Responsible Agency	Fiscal Year							All Years
	<2026	2026	2027	2028	2029	2030	>2030	
CAPITAL / MANAGED BY CITRUS COUNTY TRANSIT								
Fund Code: FTA-FEDERAL TRANSIT ADMINISTRATION		\$ 712,014						\$ 712,014
Phase: CAPITAL Totals	\$ -	\$ 712,014						\$ 712,014
Item: 402628 6 Totals	\$ -	\$ 712,014						\$ 712,014
Project Totals	\$ 33,287,104	\$ 2,667,052	\$ 2,095,544	\$ 2,095,544	\$ 2,095,544	\$ 495,544		\$ 42,736,332

Item Number: 438845 1 **Project Description:** CITRUS COUNTY BOCC - STATE TRANSIT BLOCK GRANT
District: 07 **County:** CITRUS **Type of Work:** OPERATING/ADMIN. ASSISTANCE **Project Length:** 0.000
Extra Description: HOMOSSASSA SPRINGS
L RTP 2050 Reference: **L RTP Goal, Objectives 1,3,6,7; (Pages 2-3, 2-4)**

Phase / Responsible Agency	Fiscal Year							All Years
	<2026	2026	2027	2028	2029	2030	>2030	
OPERATIONS / MANAGED BY CITRUS COUNTY TRANSIT								
Fund Code: DDR-DISTRICT DEDICATED REVENUE	\$ 688,236	\$ 389,003	\$ 399,320	\$ 411,300	\$ 224,823	\$ 436,348		\$ 2,549,030
DPTO-STATE - PTO	\$ 1,618,662				\$ 198,816			\$ 1,817,478
LF-LOCAL FUNDS	\$ 2,416,889	\$ 389,003	\$ 399,320	\$ 411,300	\$ 423,639	\$ 436,348		\$ 4,476,499
Phase: OPERATIONS Totals	\$ 4,723,787	\$ 778,006	\$ 798,640	\$ 822,600	\$ 847,278	\$ 872,696		\$ 8,843,007
Item: 438845 1 Totals	\$ 4,723,787	\$ 778,006	\$ 798,640	\$ 822,600	\$ 847,278	\$ 872,696		\$ 8,843,007
Project Totals	\$ 4,723,787	\$ 778,006	\$ 798,640	\$ 822,600	\$ 847,278	\$ 872,696		\$ 8,843,007

Item Number: 458249 1 **Project Description:** CITRUS COUNTY BOCC - FTA SECTION 5339 - CAPITAL
District: 07 **County:** CITRUS **Type of Work:** TRANSIT IMPROVEMENT **Project Length:** 0.000

L RTP 2050 Reference: **L RTP Goal, Objectives 1,3,6,7; (Pages 2-3, 2-4)**

Phase / Responsible Agency	Fiscal Year							All Years
	<2026	2026	2027	2028	2029	2030	>2030	
CAPITAL / MANAGED BY CITRUS COUNTY TRANSIT								
Fund Code: FTA-FEDERAL TRANSIT ADMINISTRATION		\$ 401,595						\$ 401,595
Phase: CAPITAL Totals		\$ 401,595						\$ 401,595
Item: 458249 1 Totals		\$ 401,595						\$ 401,595
Project Totals		\$ 401,595						\$ 401,595

FLP: TRANSIT

Item Number: 401982 1 **Project Description:** HERNANDO COUNTY SECTION 5311
District: 07 **County:** HERNANDO **Type of Work:** OPERATING/ADMIN. ASSISTANCE **Project Length:** 0.000
Extra Description: FTA SECTION 5311
L RTP 2050 Reference: L RTP Goal, Objectives 1,3,6,7; (Pages 2-3, 2-4)

Phase / Responsible Agency	Fiscal Year							All Years
	<2026	2026	2027	2028	2029	2030	>2030	

OPERATIONS / MANAGED BY HERNANDO								
Fund Code: DU-STATE PRIMARY/FEDERAL REIMB	\$ 2,884,838	\$ 315,527	\$ 315,527	\$ 315,527	\$ 315,527	\$ 315,527	\$ 315,527	\$ 4,462,473
LF-LOCAL FUNDS	\$ 2,914,289	\$ 315,527	\$ 315,527	\$ 315,527	\$ 315,527	\$ 315,527	\$ 315,527	\$ 4,491,924
Phase: OPERATIONS Totals	\$ 5,799,127	\$ 631,054	\$ 631,054	\$ 631,054	\$ 631,054	\$ 631,054	\$ 631,054	\$ 8,954,397

CAPITAL / MANAGED BY HERNANDO								
Fund Code: LF-LOCAL FUNDS	\$ 22,000							\$ 22,000
Item: 401982 1 Totals	\$ 5,821,127	\$ 631,054	\$ 631,054	\$ 631,054	\$ 631,054	\$ 631,054	\$ 631,054	\$ 8,976,397

Item Number: 401982 2 **Project Description:** HERNANDO COUNTY BOCC - FTA SECTION 5311
District: 07 **County:** HERNANDO **Type of Work:** CAPITAL FOR FIXED ROUTE **Project Length:** 0.000
Extra Description: THE BUS
L RTP 2050 Reference: L RTP Goal, Objectives 1,3,6,7; (Pages 2-3, 2-4)

Phase / Responsible Agency	Fiscal Year							All Years
	<2026	2026	2027	2028	2029	2030	>2030	

OPERATIONS / MANAGED BY HERNANDO COUNTY MPO								
Fund Code: DU-STATE PRIMARY/FEDERAL REIMB	\$ 265,059	\$ 25,000	\$ 130,083	\$ 130,083	\$ 130,083	\$ 130,083	\$ 130,083	\$ 810,391
LF-LOCAL FUNDS	\$ 265,059	\$ 25,000	\$ 130,083	\$ 130,083	\$ 130,083	\$ 130,083	\$ 130,083	\$ 810,391
Phase: OPERATIONS Totals	\$ 530,118	\$ 50,000	\$ 260,166	\$ 260,166	\$ 260,166	\$ 260,166	\$ 260,166	\$ 1,620,782
Item: 401982 2 Totals	\$ 530,118	\$ 50,000	\$ 260,166	\$ 260,166	\$ 260,166	\$ 260,166	\$ 260,166	\$ 1,620,782
Project Totals	\$ 6,351,245	\$ 681,054	\$ 891,220	\$ 891,220	\$ 891,220	\$ 891,220	\$ 891,220	\$ 10,597,179

Item Number: 408104 1 **Project Description:** HERNANDO COUNTY BLOCK GRANT
District: 07 **County:** HERNANDO **Type of Work:** OPERATING FOR FIXED ROUTE **Project Length:** 0.000
Extra Description: HERNANDO COUNTY BOCC - STATE TRANSIT BLOCK GRANT - THE BUS
L RTP 2050 Reference: L RTP Goal, Objectives 1,3,6,7; (Pages 2-3, 2-4)

Phase / Responsible Agency	Fiscal Year							All Years
	<2026	2026	2027	2028	2029	2030	>2030	

OPERATIONS / MANAGED BY HERNANDO COUNTY MPO								
Fund Code: DDR-DISTRICT DEDICATED REVENUE	\$ 2,763,680	\$ 102,375	\$ 440,689	\$ 542,228		\$ 575,250		\$ 4,424,222
DPTO-STATE - PTO	\$ 2,708,339	\$ 410,381	\$ 85,746		\$ 558,495			\$ 3,762,961
DS-STATE PRIMARY HIGHWAYS & PTO	\$ 1,397,737							\$ 1,397,737
LF-LOCAL FUNDS	\$ 7,200,457	\$ 512,756	\$ 526,435	\$ 542,228	\$ 558,495	\$ 575,250		\$ 9,915,621
Phase: OPERATIONS Totals	\$ 14,070,213	\$ 1,025,512	\$ 1,052,870	\$ 1,084,456	\$ 1,116,990	\$ 1,150,500		\$ 19,500,541
Item: 408104 1 Totals	\$ 14,070,213	\$ 1,025,512	\$ 1,052,870	\$ 1,084,456	\$ 1,116,990	\$ 1,150,500		\$ 19,500,541
Project Totals	\$ 14,070,213	\$ 1,025,512	\$ 1,052,870	\$ 1,084,456	\$ 1,116,990	\$ 1,150,500		\$ 19,500,541

FLP: TRANSIT									
Item Number: 408715 1		Project Description: HERNANDO COUNTY BOCC - FTA SECTION 5307						Project Length: 0.000	
District: 07		County: HERNANDO		Type of Work: TRANSIT IMPROVEMENT					
Extra Description:		THE BUS - SMALL URBANIZED GOV. APPROPRIATION							
LRTP 2050 Reference:		LRTP Goal, Objectives 1,3,6,7; (Pages 2-3, 2-4)							
Phase / Responsible Agency		Fiscal Year							
		<2026	2026	2027	2028	2029	2030	>2030	All Years
OPERATIONS / MANAGED BY HERNANDO									
Fund Code: FTA-FEDERAL TRANSIT ADMINISTRATION		\$ 3,200,000	\$ 1,250,000	\$ 1,250,000	\$ 1,250,000	\$ 1,250,000			\$ 8,200,000
LF-LOCAL FUNDS		\$ 1,750,000	\$ 350,000	\$ 350,000	\$ 350,000	\$ 350,000			\$ 3,150,000
Phase: OPERATIONS Totals		\$ 4,950,000	\$ 1,600,000	\$ 1,600,000	\$ 1,600,000	\$ 1,600,000			\$ 11,350,000
CAPITAL / MANAGED BY HERNANDO									
Fund Code: FTA-FEDERAL TRANSIT ADMINISTRATION		\$ 10,248,621							\$ 10,248,621
Item: 408715 1 Totals		\$ 15,198,621	\$ 1,600,000	\$ 1,600,000	\$ 1,600,000	\$ 1,600,000			\$ 21,598,621
Item Number: 408715 2									
District: 07		Project Description: HERNANDO COUNTY BOCC - FTA SECTION 5307 - CAPITAL - FORMULA						Project Length: 0.000	
Extra Description:		THE BUS - SMALL URBANIZED GOV. APPROPRIATION							
LRTP 2050 Reference:		LRTP Goal, Objectives 1,3,6,7; (Pages 2-3, 2-4)							
Phase / Responsible Agency		Fiscal Year							
		<2026	2026	2027	2028	2029	2030	>2030	All Years
CAPITAL / MANAGED BY HERNANDO									
Fund Code: FTA-FEDERAL TRANSIT ADMINISTRATION			\$ 712,014						\$ 712,014
Phase: CAPITAL Totals		\$ -	\$ 712,014						\$ 712,014
Item: 408715 2 Totals		\$ -	\$ 712,014						\$ 712,014
Project Totals		\$ 15,198,621	\$ 2,312,014	\$ 1,600,000	\$ 1,600,000	\$ 1,600,000	\$ -	\$ -	\$ 22,310,635
Item Number: 458346 1									
District: 07		Project Description: HERNANDO COUNTY BOCC - FTA SECTION 5339 - CAPITAL - FORMULA						Project Length: 0.000	
Extra Description:		THE BUS - SMALL URBANIZED GOV. APPROPRIATION							
LRTP 2050 Reference:		LRTP Goal, Objectives 1,3,6,7; (Pages 2-3, 2-4)							
Phase / Responsible Agency		Fiscal Year							
		<2026	2026	2027	2028	2029	2030	>2030	All Years
CAPITAL / MANAGED BY HERNANDO									
Fund Code: FTA-FEDERAL TRANSIT ADMINISTRATION			\$ 262,953						\$ 712,014
Phase: CAPITAL Totals		\$ -	\$ 262,953						\$ 712,014
Item: 458346 1 Totals		\$ -	\$ 262,953						\$ 712,014
Project Totals		\$ -	\$ 262,953	\$ -	\$ -	\$ -	\$ -	\$ -	\$ 262,953
TOTAL FLP: TRANSIT PROJECTS		\$ 73,630,970	\$ 8,128,186	\$ 6,438,274	\$ 6,493,820	\$ 6,551,032	\$ 3,409,960	\$ -	\$ 104,652,242

SUMMARY BY FUND TYPE/FUND NAME PER FISCAL YEAR									
Fund		<2026	2026	2027	2028	2029	2030	>2030	All Years
ACCM	ADVANCE CONSTRUCTION (CM)	\$ 21,469							\$ 21,469
ACNP	ADVANCE CONSTRUCTION NHPP	\$ 268,542	\$ 7,272,904		\$ 6,242,420	\$ 57,918,020			\$ 71,701,886
ACNR	AC NAT HWY PERFORM RESURF		\$ 1,417,981	\$ 19,965,715					\$ 21,383,696
ACSA	ADVANCE CONSTRUCTION (SA)	\$ 7,193							\$ 7,193
ACSM	STBG AREA POP. W/ 5K TO 49,999	\$ 610,758							\$ 610,758
ACSN	ADVANCE CONSTRUCTION (SN)	\$ 1,925,571							\$ 1,925,571
ACSS	ADVANCE CONSTRUCTION (SS,HSP)		\$ 71,181						\$ 71,181
BA	DONOR BONUS, ANY AREA	\$ 740,031							\$ 740,031
BRRP	STATE BRIDGE REPAIR & REHAB	\$ 707							\$ 707
CARN	CARB FOR RURAL AREAS < 5K	\$ 779,352							\$ 779,352
CM	CONGESTION MITIGATION - AQ	\$ 2,524,021	\$ 1,951,460						\$ 4,475,481
D	UNRESTRICTED STATE PRIMARY	\$ 73,963,802	\$ 3,763,656	\$ 3,733,656	\$ 3,733,656	\$ 3,784,905	\$ 3,113,275		\$ 92,092,950
DDR	DISTRICT DEDICATED REVENUE	\$ 17,706,436	\$ 13,713,527	\$ 33,030,301	\$ 3,131,528	\$ 16,316,456	\$ 1,011,598		\$ 84,909,846
DEM	ENVIRONMENTAL MITIGATION	\$ 931							\$ 931
DIH	STATE IN-HOUSE PRODUCT SUPPORT	\$ 1,644,900	\$ 278,641	\$ 1,026,406	\$ 108,582	\$ 236,942	\$ 58,450		\$ 3,353,921
DPTO	STATE - PTO	\$ 4,327,001	\$ 410,381	\$ 2,518,171		\$ 757,311			\$ 8,012,864
DS	STATE PRIMARY HIGHWAYS & PTO	\$ 6,663,086		\$ 21,762,278		\$ 2,332,150			\$ 30,757,514
DU	STATE PRIMARY/FEDERAL REIMB	\$ 12,687,489	\$ 518,046	\$ 693,382	\$ 693,382	\$ 693,382	\$ 693,382		\$ 15,979,063
FAA	FEDERAL AVIATION ADMIN		\$ 108,000	\$ 972,000					\$ 1,080,000
FC5	OPEN GRADE FRICTION COURSE FC5	\$ 170,808	\$ 119,626						\$ 290,434
FTA**	FEDERAL TRANSIT ADMINISTRATION	\$ 23,343,786	\$ 2,500,000 \$ 4,592,576	\$ 2,500,000	\$ 2,500,000	\$ 2,500,000			\$ 33,343,786 \$ 35,436,362
GMR	GROWTH MANAGEMENT FOR SIS					\$ 4,944,153			\$ 4,944,153
GRSC	GROWTH MANAGEMENT FOR SCOP		\$ 948,457	\$ 991,447	\$ 991,447	\$ 991,447			\$ 3,922,798
LF	LOCAL FUNDS	\$ 28,391,727	\$ 5,912,310	\$ 4,823,762	\$ 7,124,910	\$ 2,985,476	\$ 1,704,980		\$ 50,943,165
LFP	LOCAL FUNDS FOR PARTICIPATING			\$ 2,333,332					\$ 2,333,332
NHPP	IM, BRDG REPL, NATNL HWY-MAP21	\$ 2,040,768							\$ 2,040,768
PKBD	TURNPIKE MASTER BOND FUND	\$ 162,874,783	\$ 191,594,077						\$ 354,468,860
PKED	2012 SB1998-TURNPIKE FEEDER RD	\$ 19,766,380							\$ 19,766,380
PKLF	LOCAL SUPPORT FOR TURNPIKE	\$ 1,792,301							\$ 1,792,301
PKYI	TURNPIKE IMPROVEMENT	\$ 251,680,154	\$ 81,011,843	\$ 1,062	\$ 1,910,000				\$ 334,603,059
PKYR	TURNPIKE RENEWAL & REPLACE	\$ 2,114,245	\$ 26,789,353						\$ 28,903,598
PL*	METRO PLAN (85% FA; 15% OTHER)	\$ 697,924	\$ 1,385,103	\$ 705,133	\$ 705,133	\$ 705,133	\$ 705,133		\$ 4,903,559
ROWR	ROW LEASE REVENUES		\$ 8,178						\$ 8,178
SA	STP, ANY AREA	\$ 2,864,536	\$ 8,862,481	\$ 3,134,351			\$ 440,000		\$ 15,301,368
SCED	2012 SB1998-SMALL CO OUTREACH		\$ 256,410	\$ 256,410	\$ 256,410	\$ 256,410			\$ 1,025,640
SCHR	SCOP - HURRICANES		\$ 1,538,461						\$ 1,538,461
SCOP	SMALL COUNTY OUTREACH		\$ 247,117	\$ 230,989	\$ 232,528	\$ 233,553			\$ 944,187
SCWR	2015 SB2514A-SMALL CO OUTREACH		\$ 256,848	\$ 330,769	\$ 326,282	\$ 319,744			\$ 1,233,643

*Revision 3 (Modification) to add \$20,172 PL into FY2026 - November 6, 2025

**Revision 4 (Amendment) to add FTA Section 5307 capital funding for Hernando & Citrus County (\$712,014 each), and FTA Section 5339 capital for Citrus County (\$401,595) and Hernando County (\$262,953) - June 4, 2026

SUMMARY BY FUND TYPE/FUND NAME PER FISCAL YEAR									
Fund		<2026	2026	2027	2028	2029	2030	>2030	All Years
SL	STP, AREAS <= 200K	\$ 3,184,674	\$ 3,167,591	\$ 24,762	\$ 319,458				\$ 6,696,485
SM	STBG AREA POP. W/ 5K TO 49,999	\$ 2,086,884	\$ 764,852	\$ 632,565					\$ 3,484,301
SN	STP, MANDATORY NON-URBAN <= 5K	\$ 6,264,766	\$ 2,842,439	\$ 2,625,314	\$ 1,468,593	\$ 2,631,346	\$ 2,100,000		\$ 17,932,458
SR2T	SAFE ROUTES - TRANSFER	\$ 467,396	\$ 1,315,792						\$ 1,783,188
TALM	TAP AREA POP. 5K TO 50,000			\$ 30,244					\$ 30,244
TALN	TRANSPORTATION ALTS- < 5K			\$ 321,642					\$ 321,642
Grand Total:		\$ 631,612,421	\$ 359,026,715 \$ 361,115,291	\$ 102,643,691	\$ 29,744,329	\$ 97,606,428	\$ 9,826,818		\$ 1,230,460,402 \$ 1,232,548,978

*Revision 3 (Modification) to add \$20,172 PL into FY2026 - November 6, 2025

**Revision 4 (Amendment) to add FTA Section 5307 capital funding for Hernando & Citrus County (\$712,014 each), and FTA Section 5339 capital for Citrus County (\$401,595) and Hernando County (\$262,953) - June 4, 2026

SUMMARY BY PROJECT CATEGORY PER FISCAL YEAR								
Phase / Responsible Agency	Fiscal Year							
	<2026	2026* & **	2027	2028	2029	2030	>2030	All Years
TOTAL HIGHWAY PROJECTS	\$ 44,933,011	\$ 47,761,975	\$ 84,338,916	\$ 12,545,720	\$ 86,565,358	\$ 2,598,450	\$ -	\$ 278,743,430
TOTAL TURNPIKE PROJECTS	\$ 438,589,621	\$ 299,395,273	\$ 1,062	\$ 1,910,000	\$ -	\$ -	\$ -	\$ 739,895,956
TOTAL TRANSPORTATION PLANNING PROJECTS*	\$ 697,924	\$ 1,385,103	\$ 705,133	\$ 705,133	\$ 705,133	\$ 705,133	\$ -	\$ 4,903,559
TOTAL MAINTENANCE PROJECTS	\$ 73,760,895	\$ 3,874,754	\$ 3,733,656	\$ 3,733,656	\$ 3,784,905	\$ 3,113,275	\$ -	\$ 92,001,141
TOTAL FLP: AVIATION PROJECTS	\$ -	\$ 570,000	\$ 7,426,650	\$ 4,356,000	\$ -	\$ -	\$ -	\$ 12,352,650
TOTAL FLP: TRANSIT PROJECTS**	\$ 73,630,970	\$ 6,039,310 \$ 8,128,186	\$ 6,438,274	\$ 6,493,820	\$ 6,551,032	\$ 3,409,960	\$ -	\$ 102,563,666 \$ 104,652,242
Total All Categories for 5-Year TIP FY 2026-FY 2030	\$ 631,612,421	\$ 359,026,415 \$ 361,115,291	\$ 102,643,691	\$ 29,744,329	\$ 97,606,428	\$ 9,826,818		\$ 1,230,460,402 \$ 1,232,548,978

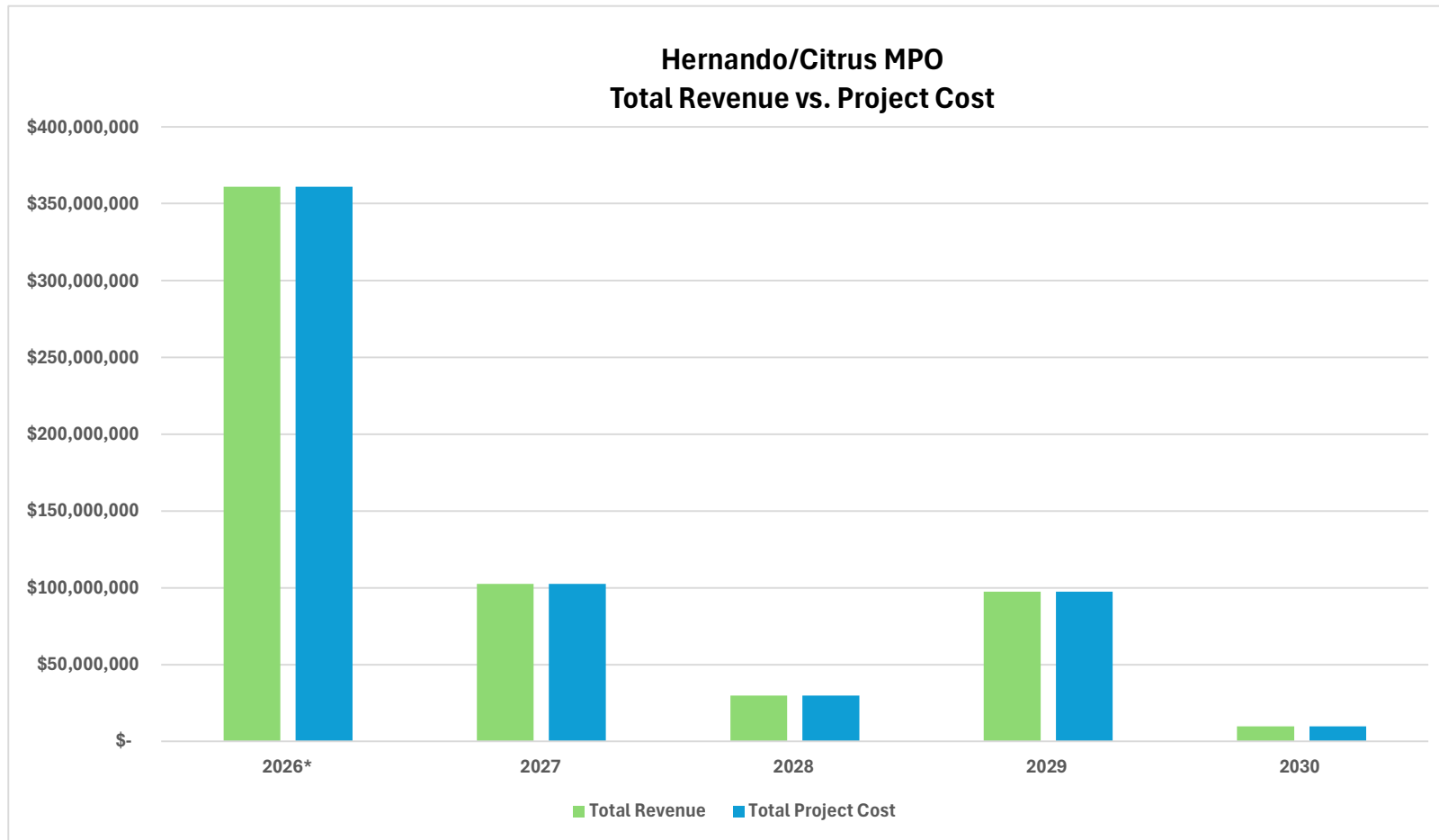
*Revision 3 (Modification) to add \$20,172 PL into FY2026 - November 6, 2025

**Revision 4 (Amendment) to add FTA Section 5307 capital funding for Hernando & Citrus County (\$712,014 each), and FTA Section 5339 capital for Citrus County (\$401,595) and Hernando County (\$262,953) - June 4, 2026

SUMMARY BY FUNDING SOURCE PER FISCAL YEAR								
Fund Type	<2026	2026	2027	2028	2029	2030	>2030	All Years
Federal (Rev 3* and Rev 4**)	\$ 60,515,160	\$ 32,177,830 \$ 34,266,406	\$ 31,605,108	\$ 11,928,986	\$ 64,447,881	\$ 3,938,515		\$ 204,613,480 \$ 206,702,056
Local	\$ 30,184,028	\$ 5,912,310	\$ 7,157,094	\$ 7,124,910	\$ 2,985,476	\$ 1,704,980		\$ 55,068,798
State 100%	\$ 124,244,051	\$ 21,541,302	\$ 63,880,427	\$ 8,780,433	\$ 30,173,071	\$ 4,183,323		\$ 252,802,607
Toll/Turnpike	\$ 416,669,182	\$ 299,395,273	\$ 1,062	\$ 1,910,000				\$ 717,975,517
Grand Total:	\$ 631,612,421	\$ 359,026,715 \$ 361,115,291	\$ 102,643,691	\$ 29,744,329	\$ 97,606,428	\$ 9,826,818		\$ 1,230,460,402 \$ 1,232,548,978

*Revision 3 (Modification) to add \$20,172 PL into FY2026 - November 6, 2025

**Revision 4 (Amendment) to add FTA Section 5307 capital funding for Hernando & Citrus County (\$712,014 each), and FTA Section 5339 capital for Citrus County (\$401,595) and Hernando County (\$262,953) - June 4, 2026



5-YEAR FUNDED PROJECTS FISCAL CONSTRAINT						
Fund Type	2026* & **	2027	2028	2029	2030	All Years
Total Revenue	\$ 359,026,715 \$ 361,115,291	\$ 102,643,691	\$ 29,744,329	\$ 97,606,428	\$ 9,826,818	\$ 598,847,681 \$ 600,936,557
Total Project Cost	\$ 359,026,715 \$ 361,115,291	\$ 102,643,691	\$ 29,744,329	\$ 97,606,428	\$ 9,826,818	\$ 598,847,681 \$ 600,936,557

*Revision 3 (Modification) to add \$20,172 PL into FY2026 - November 6, 2025

**Revision 4 (Amendment) to add FTA Section 5307 capital funding for Hernando & Citrus County (\$712,014 each), and FTA Section 5339 capital for Citrus County (\$401,595) and Hernando County (\$262,953) - June 4, 2026

Hernando/Citrus MPO Goal, Objectives, and Performance Measures

Goal and objectives that reflect the counties' visions were developed early in the planning process. The goal and associated objectives are shown here:

L RTP Goal

Figure 2-1: Hernando/Citrus MPO 2050 L RTP Goal



To provide a safe and efficient transportation system that addresses the priorities of the community.



Goal, Objectives, & Performance Measures

L RTP OBJECTIVES

1



Safety

Increase safety of the counties' transportation system.

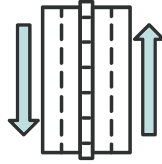
2



Economy

Support economic development and tourism.

3



Mobility

Provide for mobility needs of the community.


4



Intermodal

Maintain existing transportation system.

5



Livability

Preserve, and where possible, enhance social, cultural, physical and natural environmental values.

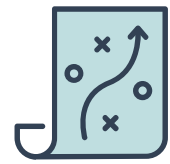
6



Preservation

Preserve and maintain a resilient transportation infrastructure and transit assets.

7



Implementation

Ensure effective execution of improvements and maintenance

Development of The Goal, Objectives, and Performance Measures

The Hernando/Citrus MPO Goal, Objectives, and Performance Measures were developed based on federal, state, and local guidance. The requirements and guidance used to develop the Goal, Objectives, and Performance for the 2050 LRTP are described ahead.