

# Hernando County First Public Hearing

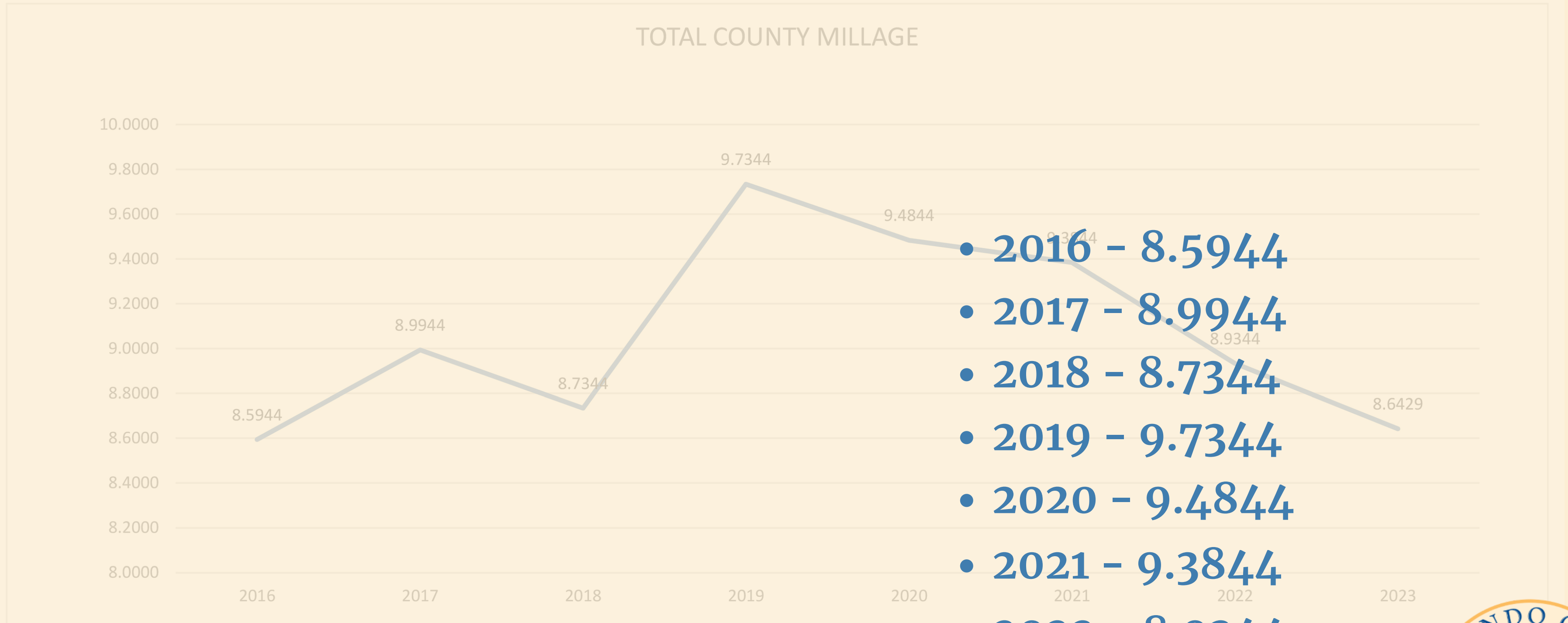


Office of Mgmt & Budget

September 12, 2023



# Historical Millage



**Total of 1.0915 Mils Reduced in last 4 years  
(.45 Mils in one year)**

- 2016 - 8.5944
- 2017 - 8.9944
- 2018 - 8.7344
- 2019 - 9.7344
- 2020 - 9.4844
- 2021 - 9.3844
- 2022 - 8.9344
- 2023 - 8.6429



# Millage Rates Increase Over Rolled-Back Rates

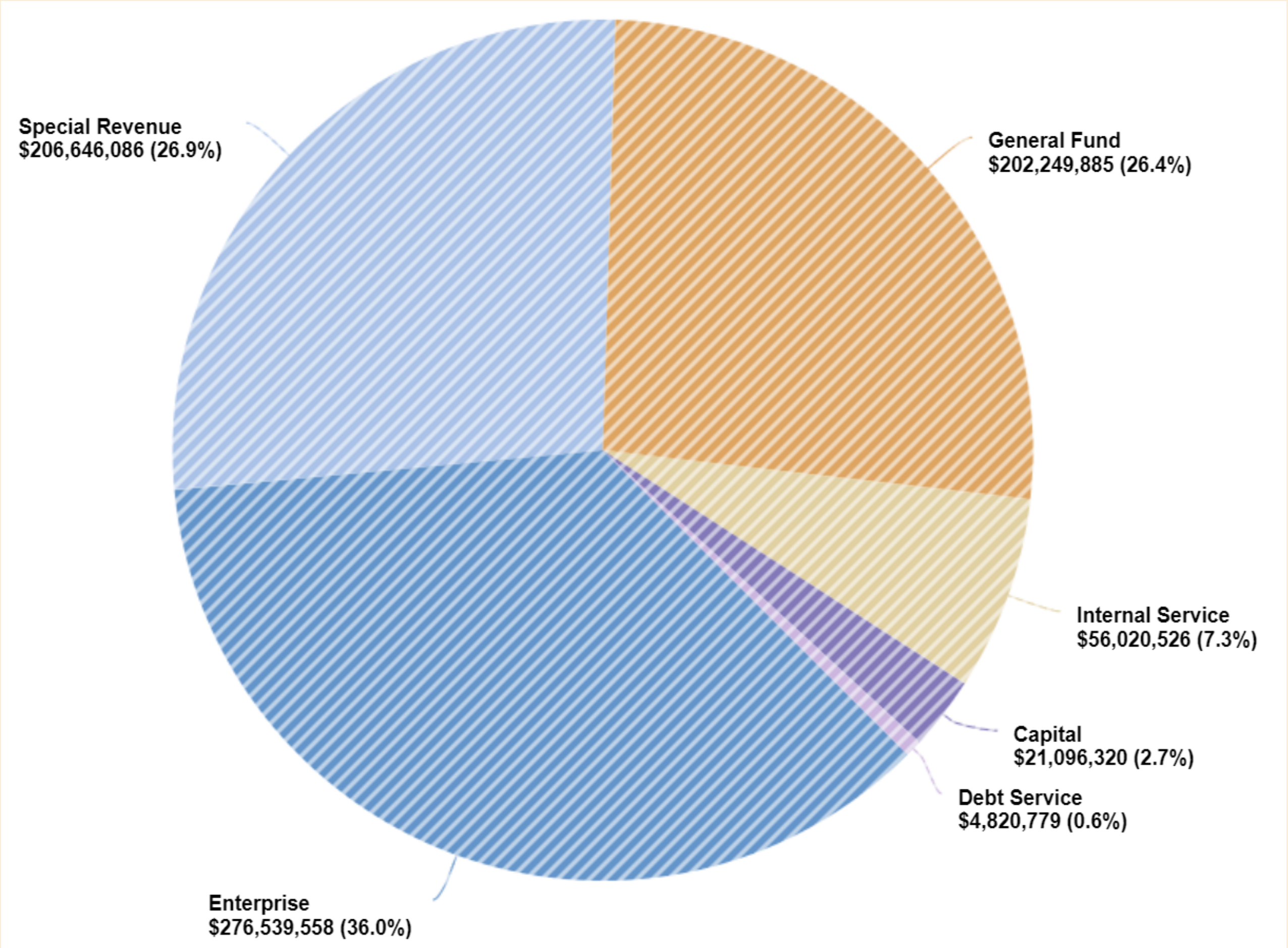
County Wide Millage Rates	PRIOR YEAR 2022-23 Rates	2023-24 Tentative Rates	2023-24 Rolled-Back Rates	Percentage Over (Under) Roll-Back
BCC General Fund	6.9912	6.6997	6.2614	7.00%
BCC County Health	0.1102	0.1102	0.0987	11.65%
BCC Transportation Trust	0.8091	0.8091	0.7246	11.66%
	<b>7.9105</b>	<b>7.6190</b>	<b>7.0847</b>	<b>7.54%</b>
Municipal Service Taxing Units County Wide Millage Rates	PRIOR YEAR 2022-23 Rates	2023-24 Tentative Rates	2023-24 Rolled-Back Rates	Percentage Over (Under) Roll-Back
Emergency Medical Services MSTU	0.9100	0.9100	0.8150	11.66%
Stormwater MSTU	0.1139	0.1139	0.1020	11.67%
	<b>1.0239</b>	<b>1.0239</b>	<b>0.9170</b>	<b>11.66%</b>
<b>Proposed Total Millage Rate</b>	<b>8.9344</b>	<b>8.6429</b>	<b>8.0017</b>	<b>8.01%</b>






# FY24 Tentative Budget

\$ 767,373,154



# Budget Updates



76,195,423

Grant True-Up

37,261,230

Projects Carried Forward

39,609,765

Finalization of Amounts

(2,522,835)

Additional Revenues

1,847,263



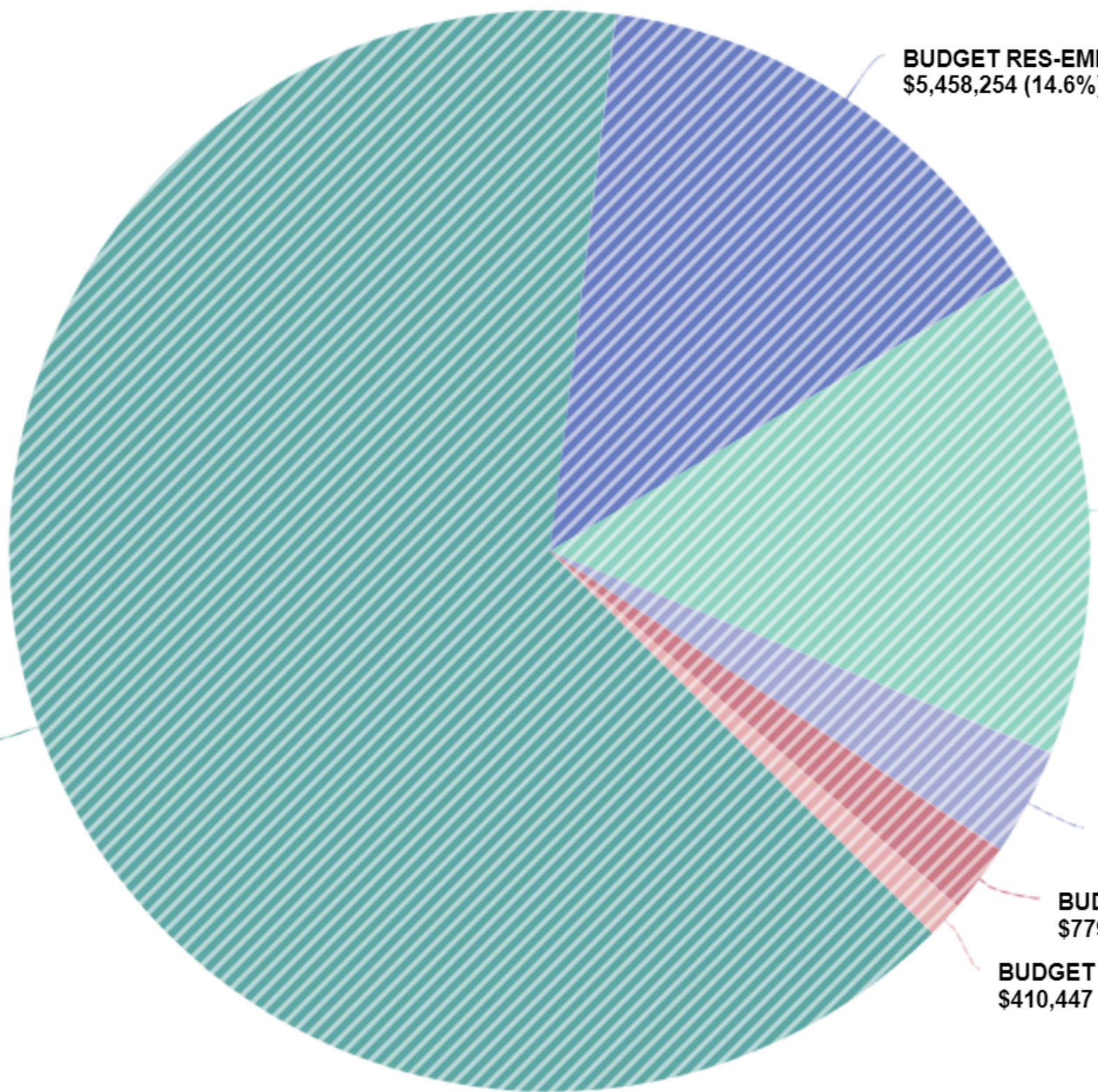




# Reserves

- BUDG RES/CASH FORWARD
- BUDGET RES-EMERGENCY
- BUDGET RES-STABILIZATION
- BUDGET RES-DED IND DEV
- BUDGET RES FOR CONTINGNCY
- BUDGET RES FOR CONT-HCSO

**BUDG RES/CASH FORWARD**  
\$24,172,268 (64.5%)



**BUDGET RES-EMERGENCY**  
\$5,458,254 (14.6%)

**BUDGET RES-STABILIZATION**  
\$5,458,254 (14.6%)

**BUDGET RES-DED IND DEV**  
\$1,212,905 (3.2%)

**BUDGET RES FOR CONTINGNCY**  
\$779,751 (2.1%)

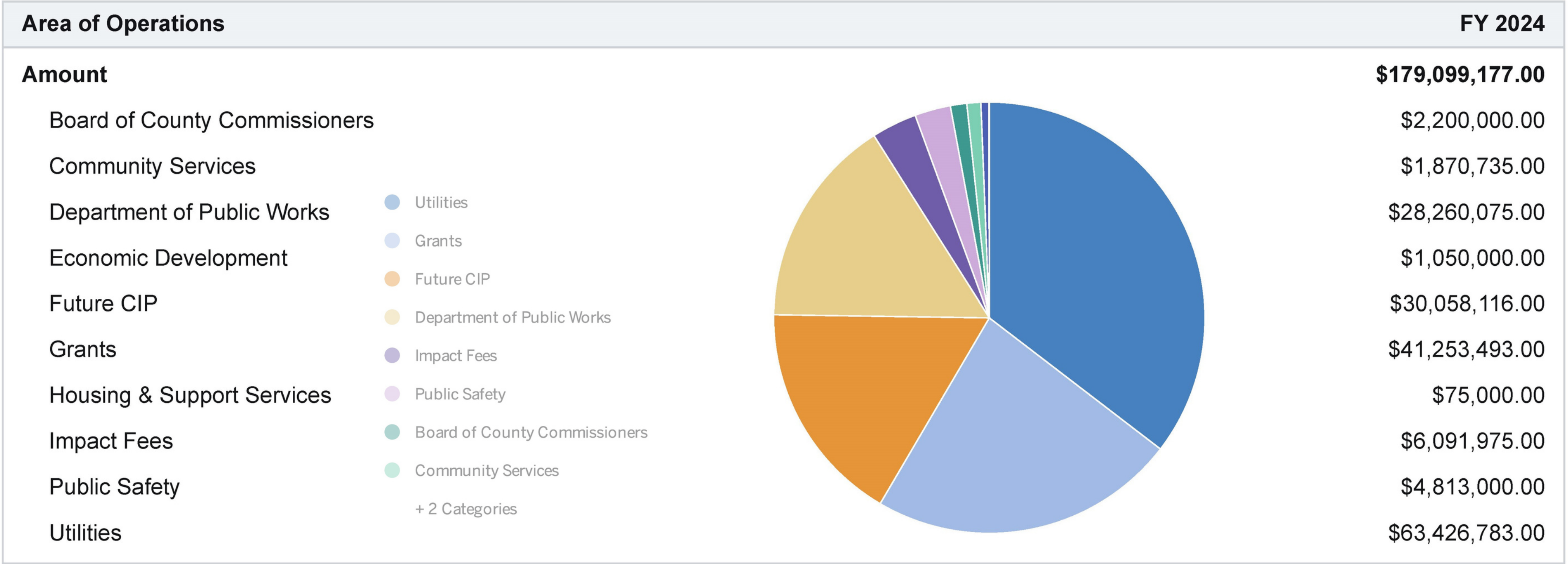
**BUDGET RES FOR CONT-HCSO**  
\$410,447 (1.1%)

Total Reserves 24.04%

Office of Mgmt & Budget

		2023-24 Tentative Budget
BUDG RES/CASH FORWARD		\$ 24,172,268
BUDGET RES-STABILIZATION		5,458,254
BUDGET RES-EMERGENCY		5,458,254
BUDGET RES-DED IND DEV		1,212,905
BUDGET RES FOR CONTINGNCY		779,751
BUDGET RES FOR CONT-HCSO		410,447
Total		\$ 37,491,879

# FY24 CIP by Area of Operations





# Average Tax Bill



Value of Home	\$	300,000		\$	309,000.00			
Homestead Exemption for County	\$	(50,000)		\$	(50,000)			
Save our Homes 3% cap								
Assessed Value for County	\$	250,000		\$	259,000			
		FY23   2022 Tax Roll			FY24   2023 Proposed Tax Roll		Annual Difference	Monthly Difference
General Fund		6.9912	\$ 1,747.80		6.6997	\$ 1,735.22	\$ (12.58)	\$ (1.05)
Transportation Trust		0.8091	\$ 202.28		0.8091	\$ 209.56	\$ 7.28	\$ 0.61
County Health		0.1102	\$ 27.55		0.1102	\$ 28.54	\$ 0.99	\$ 0.08
Emergency Medical Services (EMS)		0.91	\$ 227.50		0.91	\$ 235.69	\$ 8.19	\$ 0.68
Stormwater Management		0.1139	\$ 28.48		0.1139	\$ 29.50	\$ 1.03	\$ 0.09
Fire Rescue-Hernando County Fire			\$ 253.11			\$ 320.72	\$ 67.61	\$ 5.63
HCUD-Solid Waste-Landfill			\$ 85.50			\$ 94.91	\$ 9.41	\$ 0.78
							\$ -	\$ -
<b>Total County Taxes</b>			<b>\$ 2,572.21</b>			<b>\$ 2,654.14</b>	<b>\$ 81.93</b>	<b>\$ 6.83</b>



# Staff Recommendation

Approve tentative millage rates

Approve the date, time and place of the final public hearing to adopt final millage rate and the 2023-24 Approved Budget



# Tentative Rates

Final Public Hearing  
September 26, 2023  
at 5:01 PM

Board Chambers  
20 N. Main Street  
Brooksville, FL 34601

County Wide Millage Rates	2023-24 Tentative Rates
BCC General Fund	6.6997
BCC County Health	0.1102
BCC Transportation Trust	0.8091
	<b>7.6190</b>
Municipal Service Taxing Units County Wide Millage Rates	2023-24 Tentative Rates
Emergency Medical Services MSTU	0.9100
Stormwater MSTU	0.1139
	<b>1.0239</b>
<b>Proposed Total Millage Rate</b>	<b>8.6429</b>

