



WITHLACOOCHEE REGIONAL WATER SUPPLY AUTHORITY

Presentation by Suzannah Folsom

October 14, 2025



WITHLACOOCHEE REGIONAL WATER SUPPLY AUTHORITY



WITHLACOOCHEE REGIONAL
WATER SUPPLY AUTHORITY

WRWSA Board Representation

County	Number of Commissioners	City Representative	Total
Citrus	2	1	3
Hernando	2	1	3
Marion	3	1	4
Sumter	2	1	3
Total	9	4	13

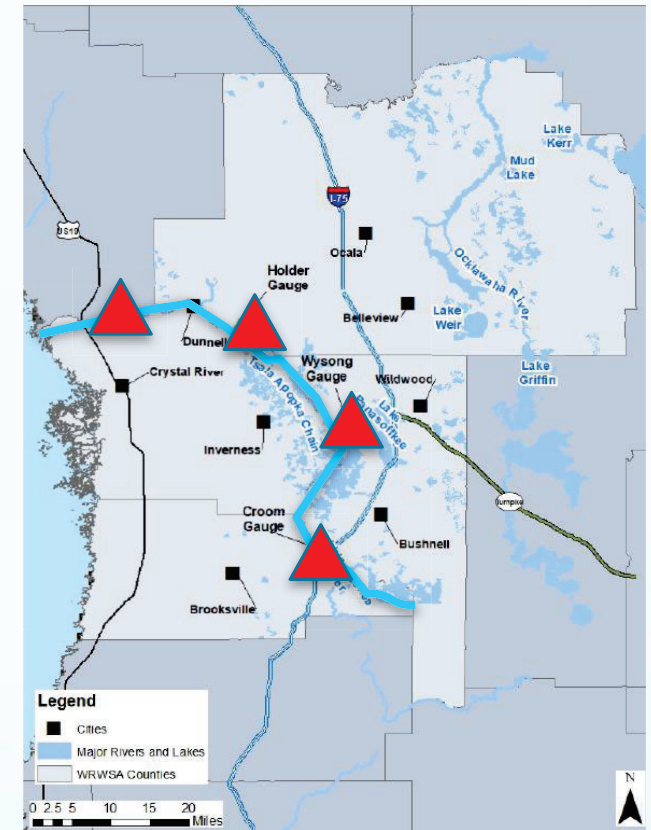


WITHLACOOCHEE REGIONAL WATER SUPPLY AUTHORITY

- Regional Water Supply Planning
- Water Conservation –150 per capita requirement
- Minimum Flows and Levels
- Water Supply Development

Water Supply

Existing water supplies



Future water supplies

Hernando County Utilities Water Use Permit

- Permit # 5789.015
- Issued December 12, 2023
- Expires December 12, 2040
- Annual average capacity of 24.36 Million Gallons per Day
- Based on a per capita rate of 128 gallons per capita per day

Water Conservation

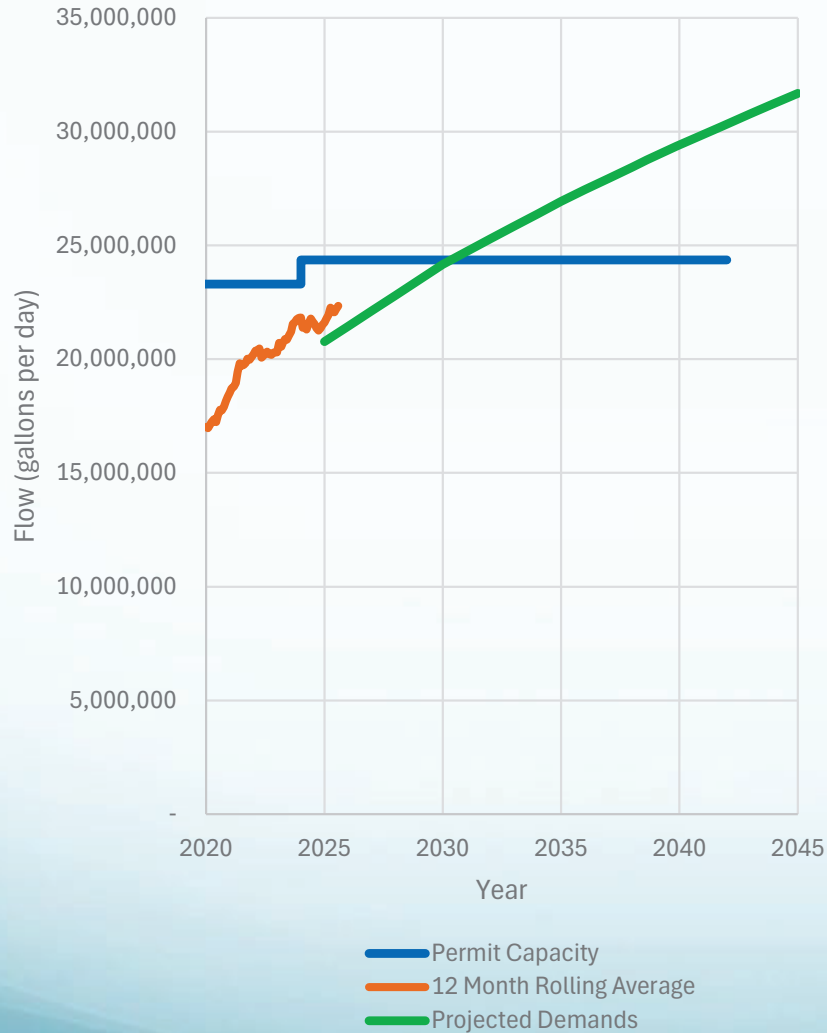
In an attachment to the Form, the Permittee shall describe the following:

1. Description of any ongoing audit program of the water treatment plant and distribution systems to address reductions in water losses.
2. An update of the water conservation plan that describes and quantifies the effectiveness of measures currently in practice, any additional measures proposed to be implemented, the scheduled implementation dates, and an estimate of anticipated water savings for each additional measure.
3. A description of the Permittees implementation of water-efficient landscape and irrigation codes or ordinances, public information and education programs, water conservation incentive programs, identification of which measures and programs, if any, were derived from the Conserve Florida Water Conservation Guide, and provide the projected costs of the measures and programs and the projected water savings.

Hernando County Utilities

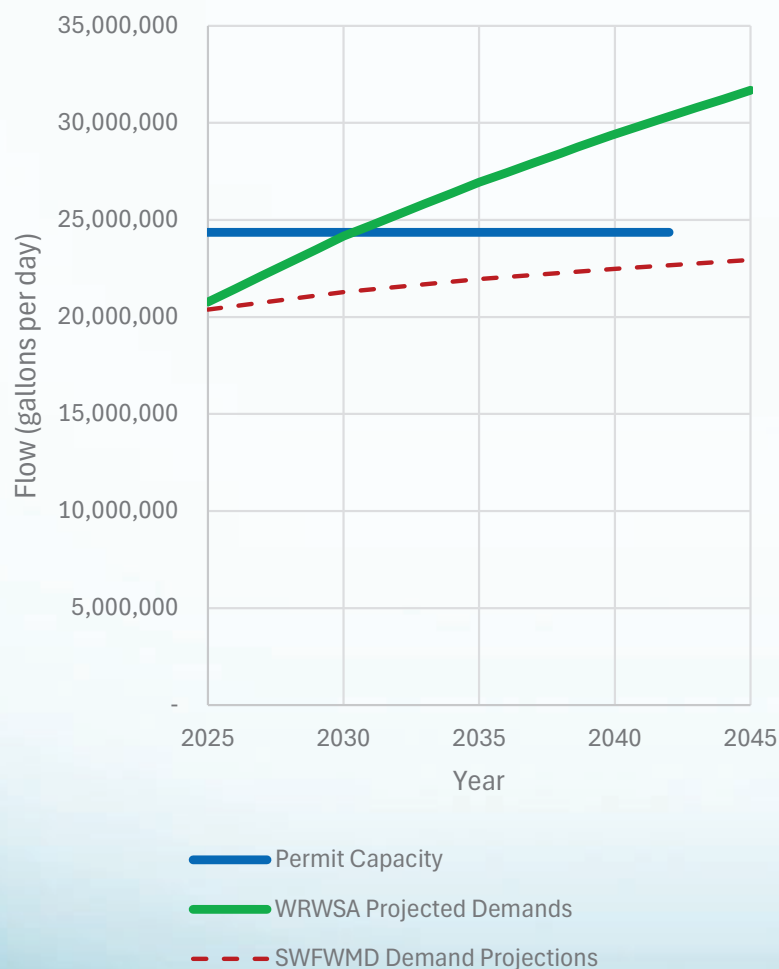
Historical and Projected Demands

(2020-2045) (mgd)



	Projected Demand	Permit Capacity	Difference
2025	20,770,000	24,360,000	3,590,000
2030	24,160,000	24,360,000	200,000
2035	26,940,000	24,360,000	(2,580,000)
2040	29,430,000	24,360,000	(5,070,000)
2045	31,680,000	24,360,000	(7,320,000)

WRWSA vs. SWFWMD Demand Projections



WITHLACOOCHEE REGIONAL WATER SUPPLY AUTHORITY

August 29, 2025

Ms. Cassidy Hampton
Project Manager
Southwest Florida Water Management District
2379 Broad Street,
Brooksville, FL 34604

Subject: Draft 2025 Regional Water Supply Plan Comments

Dear Ms. Hampton:

Thank you for the opportunity to comment on the DRAFT 2025 Northern District Regional Water Supply Plan Update (Districts RWSP Update).

We would like to highlight some differences in the public supply demand projections between the WRWSA Regional Water Supply Plan Update projections, and the District's RWSP update. These differences are noted by County in the table below, and reflect the Total County Demands listed in Appendix 3-3 Tables 4,7,13,18, less the domestic self-supply and additional irrigation demands.

Public Supply Demand Projection Comparison

County	SWFWMD Demand Projections (MGD)	WRWSA Demand Projection (MGD)	WRWSA % Difference from SWFWMD projections
	2045	2045	
Citrus	18.2	21.1	16% higher
Hernando	24.8	33.5	35% higher
Marion	17.8	19.9	12% higher
Sumter	41.9	39.4	6% lower
Total	102.7	113.9	11% higher

Water Conservation

- Cooperative grants to member governments for water conservation projects.
- Residential irrigation evaluation program with Hernando, Citrus, Marion counties and The Villages of Sumter.

Per Capita Assessments @ 19 cents per person

Fiscal Year	Annual Assessment paid by Hernando County
FY 2020-21	\$35,789
FY 2021-22	\$36,516
FY 2022-23	\$37,343
FY 2023-24	\$37,849
FY 2024-25	\$38,811
FY 2025-26	\$40,010

Grant Funding Program for Water Supply and Conservation

Fiscal Year	Grant Funding	
	Requested	Utilized
FY 2020-21	\$48,350	\$31,142
FY 2021-22	\$48,750	\$43,454
FY 2022-23	\$49,750	\$40,263
FY 2023-24	\$49,750	\$34,531
FY 2024-25	\$46,250	TBD
FY 2025-26	\$47,000	TBD

Irrigation Evaluation Program

Fiscal Year	Irrigation Evaluation Assistance
Phase 6 FYs 2020-22	\$3,555
Phase 7 FY 2022-24	\$4,734

Per Capita Assessments and Funding Returned

Fiscal Year	Per Capita Assessment paid by Hernando County	Grant Funding	Irrigation Evaluation Assistance	Annual Difference
		Utilized		
FY 2020-21	(\$ 35,789)	\$ 31,142	\$ 3,555 (Phase 6)	(\$ 2,870)
FY 2021-22	(\$ 36,516)	\$ 43,454		\$ 8,715
FY 2022-23	(\$ 37,343)	\$ 40,263	\$ 4,734 (Phase 7)	\$ 5,287
FY 2023-24	(\$ 37,849)	\$ 34,531		\$ 951

In summary

- Continue Hernando County participation in WRWSA
- Include and utilize the \$47,000 Water Supply and Conservation Grant funding from WRWSA in the budget as supported by resolution 2025-106 approved by the BOCC on June 25, 2025



**WITHLACOOCHEE REGIONAL
WATER SUPPLY AUTHORITY**

Questions?

wrwsa.org