

*Spring Ridge*  
*Community Development District*

**FISCAL YEAR 2027**

**Proposed Budget**

**5/11/2026**

**CLEAR PARTNERSHIPS**



**COLLABORATION**



**LEADERSHIP**



**EXCELLENCE**



**ACCOUNTABILITY**



**RESPECT**

**Table of Contents**

Page #

**OPERATING BUDGET**

General Fund

Summary of Revenues, Expenditures and Changes in Fund Balances ..... 1-2

Exhibit A - Allocation of Fund Balances ..... 3

Recreational Special Revenue Fund

Summary of Revenues, Expenditures and Changes in Fund Balances ..... 4

**DEBT SERVICE BUDGETS**

Series 2015A-1

Summary of Revenues, Expenditures and Changes in Fund Balances ..... 5

Amortization Schedule ..... 6


Series 2015A-2

Summary of Revenues, Expenditures and Changes in Fund Balances ..... 7

Amortization Schedule ..... 8

**SUPPORTING BUDGET SCHEDULE**

Non-Ad Valorem Assessment Summary ..... 9



**Spring Ridge**

Community Development District

**Operating Budget**

FY 2027



Summary of Revenues Expenditures and Changes in Fund Balance  
Fiscal Year 2027 Budget  
General Fund 001

ACCOUNT DESCRIPTION	ADOPTED	ACTUAL	PROJECTED	TOTAL	% +/-) Budget	ANNUAL
	BUDGET FY 2026	THRU 3/31/2026	April- 9/30/2026	PROJECTED FY 2026		BUDGET FY 2027
<b>REVENUES</b>						
Interest - Investments	\$2,172.00	\$23,584.00	\$0.00	\$23,584.00	986%	\$0.00
Special Assmnts- Tax Collector	\$394,034.00	\$362,060.00	\$31,974.00	\$394,034.00	0%	\$394,034.77
Special Assmnts- Discounts	-\$15,761.00	-\$14,301.00	\$0.00	-\$14,301.00	-9%	-\$15,761.39
Room Rentals	\$0.00	\$1,061.00	\$0.00	\$1,061.00	0%	\$0.00
Gate Bar Code/Remotes	\$0.00	\$1,180.00	\$0.00	\$1,180.00	0%	\$0.00
Access Cards	\$0.00	\$94.00	\$0.00	\$94.00	0%	\$0.00
<b>TOTAL REVENUES</b>	<b>\$380,445.00</b>	<b>\$373,678.00</b>	<b>\$31,974.00</b>	<b>\$405,652.00</b>	<b>7%</b>	<b>\$378,273.38</b>
<b>EXPENDITURES</b>						
<i>Administrative</i>						
P/R-Board of Supervisors	\$9,600.00	\$4,400.00	\$5,200.00	\$9,600.00	0%	\$9,600.00
FICA Taxes	\$734.00	\$214.00	\$520.00	\$734.00	0%	\$9,914.40
ProfServ-Engineering	\$5,000.00	\$1,635.00	\$3,365.00	\$5,000.00	0%	\$5,000.00
ProfServ-Legal Services	\$4,000.00	\$1,351.00	\$2,649.00	\$4,000.00	0%	\$4,000.00
ProfServ-Mgmt Consulting	\$53,853.00	\$31,534.00	\$22,319.00	\$53,853.00	0%	\$55,468.59
ProfServ-Property Appraiser	\$13,254.00	\$14,483.00	\$0.00	\$14,483.00	9%	\$7,880.70
ProfServ-Trustee Fees	\$5,000.00	\$0.00	\$5,000.00	\$5,000.00	0%	\$5,000.00
Auditing Services	\$5,000.00	\$0.00	\$5,000.00	\$5,000.00	0%	\$5,000.00
Postage and Freight	\$500.00	\$198.00	\$302.00	\$500.00	0%	\$500.00
Insurance - General Liability	\$30,112.00	\$27,374.00	\$2,738.00	\$30,112.00	0%	\$30,112.00
Legal Advertising	\$1,000.00	\$251.00	\$749.00	\$1,000.00	0%	\$1,000.00
Misc-Assessment Collection Cost	\$7,881.00	\$6,955.00	\$926.00	\$7,881.00	0%	\$7,880.70
Misc-Contingency	\$1,553.00	\$1,553.00	\$0.00	\$1,553.00	0%	\$1,553.00
Annual District Filing Fee	\$175.00	\$175.00	\$0.00	\$175.00	0%	\$175.00
<b>Total Administrative</b>	<b>\$137,662.00</b>	<b>\$90,123.00</b>	<b>\$48,768.00</b>	<b>\$138,891.00</b>	<b>1%</b>	<b>\$143,084.38</b>
<i>Landscape Services</i>						
Utility - Irrigation	\$5,000.00	\$2,700.00	\$2,300.00	\$5,000.00	0%	\$5,000.00
R&M-Renewal and Replacement	\$15,000.00	\$5,527.00	\$9,473.00	\$15,000.00	0%	\$9,432.00
R&M-Irrigation	\$2,000.00	\$345.00	\$1,655.00	\$2,000.00	0%	\$2,000.00
<b>Total Landscape Services</b>	<b>\$22,000.00</b>	<b>\$8,572.00</b>	<b>\$13,428.00</b>	<b>\$22,000.00</b>	<b>0%</b>	<b>\$16,432.00</b>
<i>Gatehouse</i>						
Communication - Teleph - Field	\$1,700.00	\$975.00	\$725.00	\$1,700.00	0%	\$1,700.00
Electricity - General	\$1,850.00	\$1,143.00	\$1,161.94	\$2,304.94	25%	\$2,500.00
R&M-General	\$3,500.00	\$3,273.00	\$227.00	\$3,500.00	0%	\$3,500.00
<b>Total Gatehouse</b>	<b>\$7,050.00</b>	<b>\$5,391.00</b>	<b>\$2,113.94</b>	<b>\$7,504.94</b>	<b>6%</b>	<b>\$7,700.00</b>
<i>Road and Street Facilities</i>						
Electricity - Streetlights	\$29,171.04	\$15,783.00	\$16,044.60	\$31,827.60	9%	\$30,200.00
R&M-Street Signs	\$1,000.00	\$0.00	\$1,000.00	\$1,000.00	0%	\$1,000.00

ACCOUNT DESCRIPTION	ADOPTED	ACTUAL	PROJECTED	TOTAL	% +/-) Budget	ANNUAL
	BUDGET FY 2026	THRU 3/31/2026	April- 9/30/2026	PROJECTED FY 2026		BUDGET FY 2027
R&M-Walls and Signage	\$1,000.00	\$0.00	\$1,000.00	\$1,000.00	0%	\$1,000.00
Reserve-Lake Embankm/Drainage	\$0.00	\$9,150.00	\$0.00	\$9,150.00	0%	\$0.00
<b>Total Road and Street Facilities</b>	<b>\$31,171.04</b>	<b>\$24,933.00</b>	<b>\$18,044.60</b>	<b>\$42,977.60</b>	<b>38%</b>	<b>\$32,200.00</b>
<b>Parks and Recreation</b>						
Payroll-Salaries	\$120,000.00	\$54,060.00	\$65,940.00	\$120,000.00	0%	\$120,000.00
Security Service - Sheriff	\$6,100.00	\$855.00	\$5,245.00	\$6,100.00	0%	\$6,100.00
Communication - Telephone	\$3,300.00	\$2,054.00	\$1,246.00	\$3,300.00	0%	\$3,300.00
Utility - Refuse Removal	\$2,500.00	\$2,020.00	\$480.00	\$2,500.00	0%	\$2,500.00
Utility - Water & Sewer	\$1,667.00	\$1,012.00	\$655.00	\$1,667.00	0%	\$1,667.00
R&M-Clubhouse	\$3,918.00	\$7,669.00	\$0.00	\$7,669.00	96%	\$3,918.00
R&M-Pools	\$2,500.00	\$4,395.00	\$0.00	\$4,395.00	76%	\$2,500.00
Misc-Holiday Lighting	\$5,000.00	\$5,666.00	\$0.00	\$5,666.00	13%	\$5,000.00
Misc-Property Taxes	\$1,027.00	\$0.00	\$1,027.00	\$1,027.00	0%	\$1,027.00
Special Events	\$5,000.00	\$3,259.00	\$1,741.00	\$5,000.00	0%	\$5,000.00
Office Supplies	\$1,000.00	\$400.00	\$600.00	\$1,000.00	0%	\$1,000.00
Cleaning Supplies	\$2,100.00	\$2,325.00	\$0.00	\$2,325.00	11%	\$2,100.00
Op Supplies - General	\$6,000.00	\$884.00	\$5,116.00	\$6,000.00	0%	\$6,000.00
Op Supplies-Pool Chem.&Equipm.	\$4,000.00	\$1,598.00	\$2,402.00	\$4,000.00	0%	\$4,000.00
Misc-Contingency	\$10,000.00	\$1,080.00	\$8,920.00	\$10,000.00	0%	\$8,175.00
Electricity -General	\$6,570.00	\$4,113.00	\$2,457.00	\$6,570.00	0%	\$6,570.00
FICA Taxes	\$9,180.00	\$4,136.00	\$5,044.00	\$9,180.00	0%	\$9,180.00
<b>Total Parks and Recreation</b>	<b>\$189,862.00</b>	<b>\$95,526.00</b>	<b>\$100,873.00</b>	<b>\$196,399.00</b>	<b>3%</b>	<b>\$188,037.00</b>
<b>TOTAL EXPENDITURES</b>	<b>\$387,745.04</b>	<b>\$224,545.00</b>	<b>\$183,227.54</b>	<b>\$407,772.54</b>	<b>5%</b>	<b>\$387,453.38</b>
Excess (deficiency) of revenues						
Over (under) expenditures	-\$7,300.04	\$149,133.00	-\$151,253.54	-\$2,120.54	-71%	-\$9,180.00
<b>OTHER FINANCING SOURCES (USES)</b>						
Contribution to (Use of) Fund Balance	\$0.00	\$0.00	\$0.00	\$0.00	0%	\$9,180.00
<b>TOTAL OTHER SOURCES (USES)</b>	<b>\$0.00</b>	<b>\$0.00</b>	<b>\$0.00</b>	<b>\$0.00</b>		<b>\$9,180.00</b>
Net change in fund balance	-\$7,300.04	\$149,133.00	-\$151,253.54	-\$2,120.54	-71%	\$0.00
<b>FUND BALANCE, BEGINNING</b>	<b>\$875,989.00</b>	<b>\$875,989.00</b>	<b>\$0.00</b>	<b>\$875,989.00</b>	<b>0%</b>	<b>\$873,868.46</b>
<b>FUND BALANCE, ENDING</b>	<b>\$868,688.96</b>	<b>\$1,025,122.00</b>	<b>-\$151,253.54</b>	<b>\$873,868.46</b>	<b>1%</b>	<b>\$873,868.46</b>



**Exhibit "A"**  
 Allocation of Fund Balances

<b>FISCAL YEAR 2026 RESERVE FUND ANALYSIS</b>
---

Beginning Fund Balance - Carry Forward Surplus as of 10/1/2025	\$875,989.00
Less: Forecasted Surplus/(Deficit) as of 9/30/2026	-\$2,120.54
<b>Estimated Funds Available - 9/30/2026</b>	<b>\$873,868.46</b>

<b>FISCAL YEAR 2027 RESERVE FUND ANALYSIS</b>
---

Beginning Fund Balance - Carry Forward Surplus as of 10/1/2026 (1)	\$873,868.46
Less: First Quarter Operating Reserve	-\$96,863.35
Less: Designated Reserves for Capital Projects	-\$378,735.00
Less: Forecasted Surplus/(Deficit) as of 9/30/2027	-\$9,180.00
<b>Estimated Remaining Undesignated Cash as of 9/30/2027</b>	<b>\$389,090.11</b>


**Notes**

(1) Represents approximately 3 months of operating expenditures



**Summary of Revenues Expenditures and Changes in Fund Balance**  
Fiscal Year 2027 Budget  
Recreational Special Revenue Fund

ACCOUNT DESCRIPTION	ADOPTED	ACTUAL	PROJECTED	TOTAL	% +/-) Budget	ANNUAL
	BUDGET FY 2026	THRU 3/31/2026	April- 9/30/2026	PROJECTED FY 2026		BUDGET FY 2027
<b>REVENUES</b>						
Special Assmnts- Tax Collector	\$77,999.96	\$71,670.00	\$6,329.96	\$77,999.96	0%	\$78,000.00
Special Assmnts- Discounts	-\$3,120.00	-\$2,831.00	\$0.00	-\$2,831.00	-9%	-\$3,120.00
	\$0.00	\$0.00	\$0.00	\$0.00	0%	\$0.00
<b>TOTAL REVENUES</b>	<b>\$74,879.96</b>	<b>\$68,839.00</b>	<b>\$6,329.96</b>	<b>\$75,168.96</b>	<b>0%</b>	<b>\$74,880.00</b>
<b>EXPENDITURES</b>						
<i>Administrative</i>						
ProfServ-Property Appraiser	\$1,560.00	\$1,560.00	\$0.00	\$1,560.00	0%	\$1,560.00
Misc-Assessment Collection Cost	\$1,560.00	\$1,377.00	\$183.00	\$1,560.00	0%	\$1,560.00
<b>Total Administrative</b>	<b>\$3,120.00</b>	<b>\$2,937.00</b>	<b>\$183.00</b>	<b>\$3,120.00</b>	<b>0%</b>	<b>\$3,120.00</b>
<i>Parks and Recreation</i>						
Contracts-Landscape	\$47,308.00	\$20,154.00	\$27,154.00	\$47,308.00	0%	\$47,308.00
Capital Outlay	\$24,452.00	\$20,205.00	\$4,247.00	\$24,452.00	0%	\$24,452.00
<b>Total Parks and Recreation</b>	<b>\$71,760.00</b>	<b>\$40,359.00</b>	<b>\$31,401.00</b>	<b>\$71,760.00</b>	<b>0%</b>	<b>\$71,760.00</b>
<b>TOTAL EXPENDITURES</b>	<b>\$74,880.00</b>	<b>\$43,296.00</b>	<b>\$31,584.00</b>	<b>\$74,880.00</b>	<b>0%</b>	<b>\$74,880.00</b>
Excess (deficiency) of revenues						
Over (under) expenditures	-\$0.04	\$25,543.00	-\$25,254.04	\$288.96	-722500%	\$0.00
<b>OTHER FINANCING SOURCES (USES)</b>						
Contribution to (Use of) Fund Balance		\$0.00	\$0.00	\$0.00	0%	\$0.00
<b>TOTAL OTHER SOURCES (USES)</b>	<b>\$0.00</b>	<b>\$0.00</b>	<b>\$0.00</b>	<b>\$0.00</b>		<b>\$0.00</b>
Net change in fund balance		\$25,543.00	-\$25,254.04	\$288.96	0%	\$0.00
<b>FUND BALANCE, BEGINNING</b>	\$318,867.00	\$318,867.00	\$0.00	\$318,867.00	0%	\$319,155.96
<b>FUND BALANCE, ENDING</b>	<b>\$318,867.00</b>	<b>\$344,410.00</b>	<b>-\$25,254.04</b>	<b>\$319,155.96</b>	<b>0%</b>	<b>\$319,155.96</b>



**Spring Ridge**

Community Development District

**Debt Service Budget**

FY 2027



**Summary of Revenues Expenditures and Changes in Fund Balance**  
Fiscal Year 2027 Budget  
Series 2015 A-1 Bonds

ACCOUNT DESCRIPTION	ADOPTED	ACTUAL	PROJECTED	TOTAL	% +/(-) Budget	ANNUAL
	BUDGET FY 2026	THRU 3/31/2026	April- 9/30/2026	PROJECTED FY 2026		BUDGET FY 2027
<b>REVENUES</b>						
Interest - Investments	\$2,000.00	\$1,853.00	\$147.00	\$2,000.00	0%	\$0.00
Special Assmnts- Tax Collector	\$118,193.94	\$108,602.00	\$9,591.94	\$118,193.94	0%	\$117,060.71
Special Assmnts- Discounts	-\$4,728.00	-\$4,290.00	\$0.00	-\$4,290.00	-9%	-\$4,682.43
<b>TOTAL REVENUES</b>	<b>\$115,465.94</b>	<b>\$106,165.00</b>	<b>\$9,738.94</b>	<b>\$115,903.94</b>	<b>0%</b>	<b>\$112,378.28</b>
<b>EXPENDITURES</b>						
<i>Administrative</i>						
ProfServ-Arbitrage Rebate	\$600.00	\$0.00	\$600.00	\$600.00	0%	\$600.00
ProfServ-Dissemination Agent	\$1,000.00	\$0.00	\$1,000.00	\$1,000.00	0%	\$600.00
ProfServ-Property Appraiser	\$2,364.00	\$2,364.00	\$0.00	\$2,364.00	0%	\$2,364.00
Misc-Assessment Collection Cost	\$2,364.00	\$2,086.00	\$278.00	\$2,364.00	0%	\$2,341.21
<b>Total Administrative</b>	<b>\$6,328.00</b>	<b>\$4,450.00</b>	<b>\$1,878.00</b>	<b>\$6,328.00</b>	<b>0%</b>	<b>\$5,905.21</b>
<i>Debt Service</i>						
Principal Debt Retirement	\$70,000.00	\$0.00	\$70,000.00	\$70,000.00	0%	\$70,000.00
Interest Expense	\$40,560.00	\$20,280.00	\$20,280.00	\$40,560.00	0%	\$37,200.00
<b>Total Debt Service</b>	<b>\$110,560.00</b>	<b>\$20,280.00</b>	<b>\$90,280.00</b>	<b>\$110,560.00</b>	<b>0%</b>	<b>\$107,200.00</b>
<b>TOTAL EXPENDITURES</b>	<b>\$116,888.00</b>	<b>\$24,730.00</b>	<b>\$92,158.00</b>	<b>\$116,888.00</b>		<b>\$113,105.21</b>
Excess (deficiency) of revenues						
Over (under) expenditures	-\$1,422.06	\$81,435.00	-\$82,419.06	-\$984.06	-31%	-\$726.93
<b>OTHER FINANCING SOURCES (USES)</b>						
Contribution to (Use of) Fund Balance	\$0.00	\$0.00	\$0.00	\$0.00	0%	\$0.00
<b>TOTAL OTHER SOURCES (USES)</b>	<b>\$0.00</b>	<b>\$0.00</b>	<b>\$0.00</b>	<b>\$0.00</b>		<b>\$0.00</b>
Net change in fund balance	\$0.00	\$81,435.00	-\$82,419.06	-\$984.06	0%	-\$726.93
<b>FUND BALANCE, BEGINNING</b>	<b>\$105,998.00</b>	<b>\$105,998.00</b>	<b>\$0.00</b>	<b>\$105,998.00</b>	<b>0%</b>	<b>\$105,013.94</b>
<b>FUND BALANCE, ENDING</b>	<b>\$105,998.00</b>	<b>\$187,433.00</b>	<b>-\$82,419.06</b>	<b>\$105,013.94</b>	<b>-1%</b>	<b>\$104,287.01</b>

**SERIES 2015 A-1 BOND**

**AMORTIZATION SCHEDULE**

<b>Period Ending</b>		<b>Principal</b>	<b>Rate</b>	<b>Interest</b>	<b>Debt Service</b>	<b>Annual Debt Service</b>
11/1/2026	\$775,000.00		4.80%	\$18,600.00	\$18,600.00	
5/1/2027	\$775,000.00	\$70,000.00	4.80%	\$18,600.00	\$88,600.00	\$107,200.00
11/1/2027	\$705,000.00		4.80%	\$16,920.00	\$16,920.00	
5/1/2028	\$705,000.00	\$75,000.00	4.80%	\$16,920.00	\$91,920.00	\$108,840.00
11/1/2028	\$630,000.00		4.80%	\$15,120.00	\$15,120.00	
5/1/2029	\$630,000.00	\$80,000.00	4.80%	\$15,120.00	\$95,120.00	\$110,240.00
11/1/2029	\$550,000.00		4.80%	\$13,200.00	\$13,200.00	
5/1/2030	\$550,000.00	\$80,000.00	4.80%	\$13,200.00	\$93,200.00	\$106,400.00
11/1/2030	\$470,000.00		4.80%	\$11,280.00	\$11,280.00	
5/1/2031	\$470,000.00	\$85,000.00	4.80%	\$11,280.00	\$96,280.00	\$107,560.00
11/1/2031	\$385,000.00		4.80%	\$9,240.00	\$9,240.00	
5/1/2032	\$385,000.00	\$90,000.00	4.80%	\$9,240.00	\$99,240.00	\$108,480.00
11/1/2032	\$295,000.00		4.80%	\$7,080.00	\$7,080.00	
5/1/2033	\$295,000.00	\$95,000.00	4.80%	\$7,080.00	\$102,080.00	\$109,160.00
11/1/2033	\$200,000.00		4.80%	\$4,800.00	\$4,800.00	
5/1/2034	\$200,000.00	\$100,000.00	4.80%	\$4,800.00	\$104,800.00	\$109,600.00
11/1/2034	\$100,000.00		4.80%	\$2,400.00	\$2,400.00	
5/1/2035	\$100,000.00	\$100,000.00	4.80%	\$2,400.00	\$102,400.00	\$104,800.00
		<u>\$910,000.00</u>		<u>\$281,520.00</u>	<u>\$1,191,520.00</u>	<u>\$1,191,520.00</u>


Summary of Revenues Expenditures and Changes in Fund Balance  
Fiscal Year 2027 Budget  
Series 2015 A-2 Bonds

ACCOUNT DESCRIPTION	ADOPTED	ACTUAL	PROJECTED	TOTAL	% +/(-) Budget	ANNUAL
	BUDGET FY 2026	THRU 3/31/2026	April- 9/30/2026	PROJECTED FY 2026		BUDGET FY 2027
<b>REVENUES</b>						
Interest - Investments	\$2,050.00	\$1,907.00	\$143.00	\$2,050.00	0%	\$0.00
Special Assmnts- Tax Collector	\$70,999.00	\$65,238.00	\$5,761.00	\$70,999.00	0%	\$71,000.13
Special Assmnts- Discounts	-\$2,840.00	-\$2,577.00	\$0.00	-\$2,577.00	-9%	-\$2,840.01
<b>TOTAL REVENUES</b>	<b>\$70,209.00</b>	<b>\$64,568.00</b>	<b>\$5,904.00</b>	<b>\$70,472.00</b>	<b>0%</b>	<b>\$68,160.12</b>
<b>EXPENDITURES</b>						
<i>Administrative</i>						
ProfServ-Property Appraiser	\$1,420.00	\$1,420.00	\$0.00	\$1,420.00	0%	\$1,420.00
Misc-Assessment Collection Cost	\$1,420.00	\$1,252.00	\$168.00	\$1,420.00	0%	\$1,420.00
<b>Total Administrative</b>	<b>\$2,840.00</b>	<b>\$2,672.00</b>	<b>\$168.00</b>	<b>\$2,840.00</b>	<b>0%</b>	<b>\$2,840.01</b>
<i>Debt Service</i>						
Principal Debt Retirement	\$35,000.00	\$0.00	\$35,000.00	\$35,000.00	0%	\$40,000.00
Interest Expense	\$28,500.00	\$14,250.00	\$14,250.00	\$28,500.00	0%	\$25,200.00
<b>Total Debt Service</b>	<b>\$63,500.00</b>	<b>\$14,250.00</b>	<b>\$49,250.00</b>	<b>\$63,500.00</b>	<b>0%</b>	<b>\$65,200.00</b>
<b>TOTAL EXPENDITURES</b>	<b>\$66,340.00</b>	<b>\$16,922.00</b>	<b>\$49,418.00</b>	<b>\$66,340.00</b>		<b>\$68,040.01</b>
Excess (deficiency) of revenues Over (under) expenditures	\$3,869.00	\$47,646.00	-\$43,514.00	\$4,132.00	7%	\$120.12
<b>OTHER FINANCING SOURCES (USES)</b>						
Contribution to (Use of) Fund Balance	\$0.00	\$0.00	\$0.00	\$0.00	0%	\$0.00
<b>TOTAL OTHER SOURCES (USES)</b>	<b>\$0.00</b>	<b>\$0.00</b>	<b>\$0.00</b>	<b>\$0.00</b>		<b>\$0.00</b>
Net change in fund balance		\$47,646.00	-\$43,514.00	\$4,132.00	0%	\$120.12
<b>FUND BALANCE, BEGINNING</b>	\$110,480.00	\$110,480.00	\$0.00	\$110,480.00	0%	\$114,612.00
<b>FUND BALANCE, ENDING</b>	<b>\$110,480.00</b>	<b>\$158,126.00</b>	<b>-\$43,514.00</b>	<b>\$114,612.00</b>	<b>4%</b>	<b>\$114,732.12</b>

**SERIES 2015 A-2 BOND**

**AMORTIZATION SCHEDULE**

<b>Period Ending</b>	<b>Par Amount</b>	<b>Principal</b>	<b>Rate</b>	<b>Interest</b>	<b>Debt Service</b>	<b>Annual Debt Service</b>
11/1/2026	\$440,000.00		6.00%	\$13,200.00	\$13,200.00	
5/1/2027	\$440,000.00	\$40,000.00	6.00%	\$13,200.00	\$53,200.00	\$66,400.00
11/1/2027	\$400,000.00		6.00%	\$12,000.00	\$12,000.00	
5/1/2028	\$400,000.00	\$40,000.00	6.00%	\$12,000.00	\$52,000.00	\$64,000.00
11/1/2028	\$360,000.00		6.00%	\$10,800.00	\$10,800.00	
5/1/2029	\$360,000.00	\$45,000.00	6.00%	\$10,800.00	\$55,800.00	\$66,600.00
11/1/2029	\$315,000.00		6.00%	\$9,450.00	\$9,450.00	
5/1/2030	\$315,000.00	\$45,000.00	6.00%	\$9,450.00	\$54,450.00	\$63,900.00
11/1/2030	\$270,000.00		6.00%	\$8,100.00	\$8,100.00	
5/1/2031	\$270,000.00	\$50,000.00	6.00%	\$8,100.00	\$58,100.00	\$66,200.00
11/1/2031	\$220,000.00		6.00%	\$6,600.00	\$6,600.00	
5/1/2032	\$220,000.00	\$50,000.00	6.00%	\$6,600.00	\$56,600.00	\$63,200.00
11/1/2032	\$170,000.00		6.00%	\$5,100.00	\$5,100.00	
5/1/2033	\$170,000.00	\$55,000.00	6.00%	\$5,100.00	\$60,100.00	\$65,200.00
11/1/2033	\$115,000.00		6.00%	\$3,450.00	\$3,450.00	
5/1/2034	\$115,000.00	\$55,000.00	6.00%	\$3,450.00	\$58,450.00	\$61,900.00
11/1/2034	\$60,000.00		6.00%	\$1,800.00	\$1,800.00	
5/1/2035	\$60,000.00	\$60,000.00	6.00%	\$1,800.00	\$61,800.00	\$63,600.00
				<b>\$200,100.00</b>	<b>\$710,100.00</b>	<b>\$710,100.00</b>
		<b>\$510,000.00</b>				



## **Spring Ridge**

Community Development District

### **Supporting Budget Schedule**

FY 2027



**Comparison of Assessment Rates  
Fiscal Year 2027 vs. Fiscal Year 2026**

Product	General Fund (Product A-1)				Special Assessment				Debt Service 2015A-1				Product A-1 Total		
	FY 2027	FY 2026	Percent Δ	Dollar Δ	FY 2027	FY 2026	Percent Δ	Dollar Δ	FY 2027	FY 2026	Percent Δ	Dollar Δ	FY 2027	FY 2026	Percent Δ
55 x 110	\$886.63	\$886.63	0.0%	\$0.00	\$150.00	\$150.00	0.0%	\$0.00	\$415.17	\$415.17	0.0%	\$0.00	\$1,451.80	\$1,451.80	0.0%
50 x 110	\$806.83	\$806.83	0.0%	\$0.00	\$150.00	\$150.00	0.0%	\$0.00	\$377.80	\$377.80	0.0%	\$0.00	\$1,334.63	\$1,334.63	0.0%
45 x 110	\$727.03	\$727.03	0.0%	\$0.00	\$150.00	\$150.00	0.0%	\$0.00	\$340.44	\$340.44	0.0%	\$0.00	\$1,217.47	\$1,217.47	0.0%
37 x 110	\$602.91	\$602.91	0.0%	\$0.00	\$150.00	\$150.00	0.0%	\$0.00	\$282.31	\$282.31	0.0%	\$0.00	\$1,035.22	\$1,035.22	0.0%

Product	General Fund (Product A-2)				Special Assessment				Debt Service 2015A-2				Product A-2 Total		
	FY 2027	FY 2026	Percent Δ	Dollar Δ	FY 2027	FY 2026	Percent Δ	Dollar Δ	FY 2027	FY 2026	Percent Δ	Dollar Δ	FY 2027	FY 2026	Percent Δ
55 x 110	\$886.63	\$886.63	0.0%	\$0.00	\$150.00	\$150.00	0.0%	\$0.00	\$452.23	\$452.23	0.0%	\$0.00	\$1,488.86	\$1,488.86	0.0%
50 x 110	\$806.83	\$806.83	0.0%	\$0.00	\$150.00	\$150.00	0.0%	\$0.00	\$411.53	\$411.53	0.0%	\$0.00	\$1,368.36	\$1,368.36	0.0%
45 x 110	\$727.03	\$727.03	0.0%	\$0.00	\$150.00	\$150.00	0.0%	\$0.00	\$370.83	\$370.83	0.0%	\$0.00	\$1,247.86	\$1,247.86	0.0%
37 x 110	\$602.91	\$602.91	0.0%	\$0.00	\$150.00	\$150.00	0.0%	\$0.00	\$307.51	\$307.51	0.0%	\$0.00	\$1,060.42	\$1,060.42	0.0%